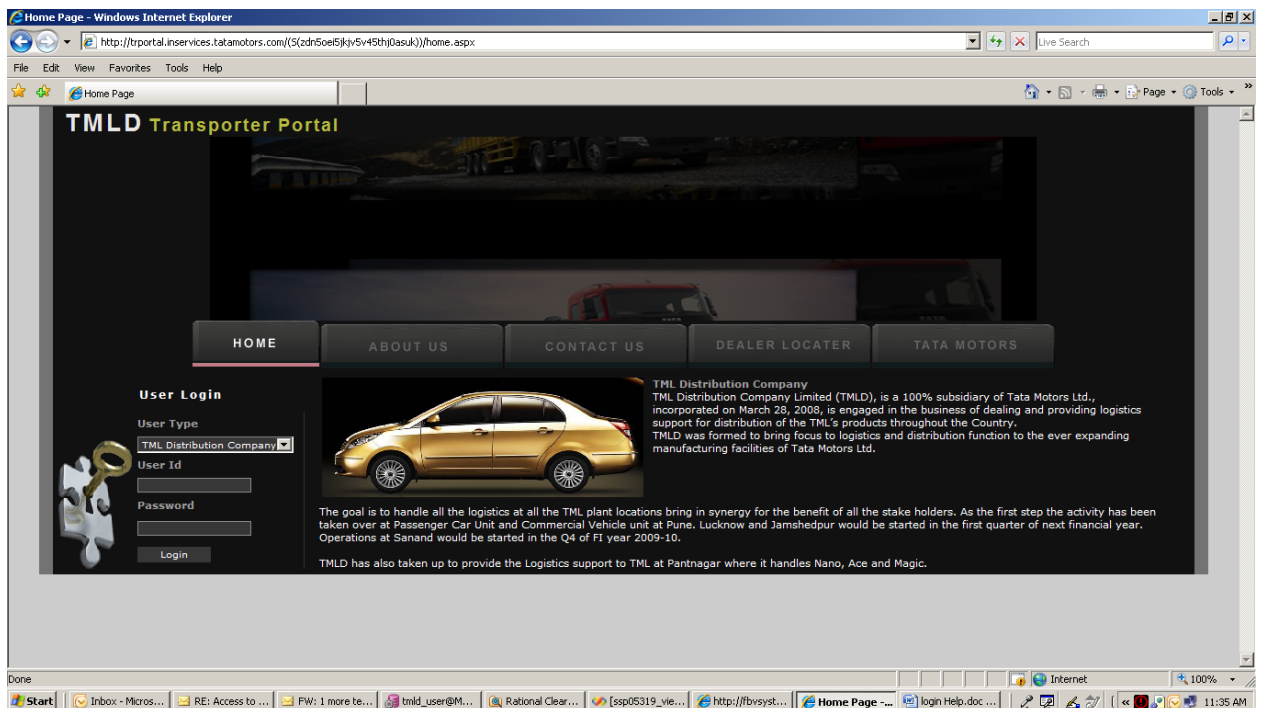


# TMLD Transporter Portal System Login Help

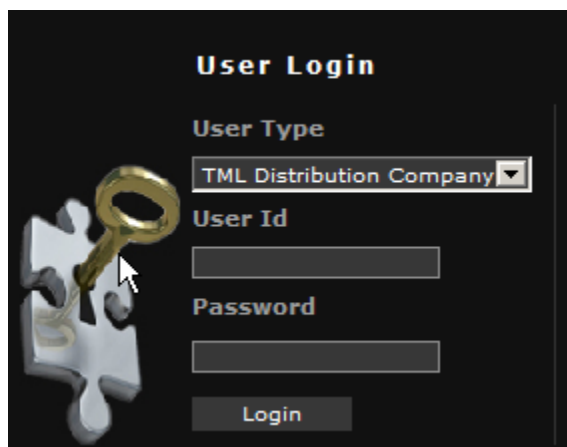
This document provides the login help for the TMLD Transporter Portal system.  
This document provides a login help to user, user type wise.

## How to Login

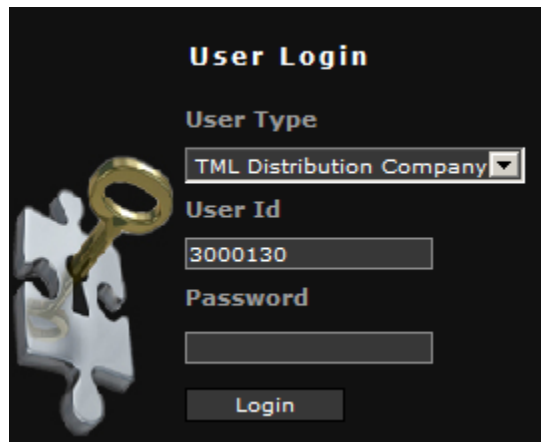
- Open The Internet Explorer of your Computer.
- Type <http://trportal.inservices.tatamotors.com/> in the address bar.
- You will see following screen for home page.



- To the left bottom side of home page you can see following part for user login



- There are four types of users as mentioned below:
  1. TMLD Users
  2. TML Users
  3. Transporter Users
  4. Dealers
- **Login help for TML Distribution Company**
  - Select TML Distribution Company as user type
  - Enter your network login id as user id.
  - Enter your network password as password.
  - Click login button.



**User Login**

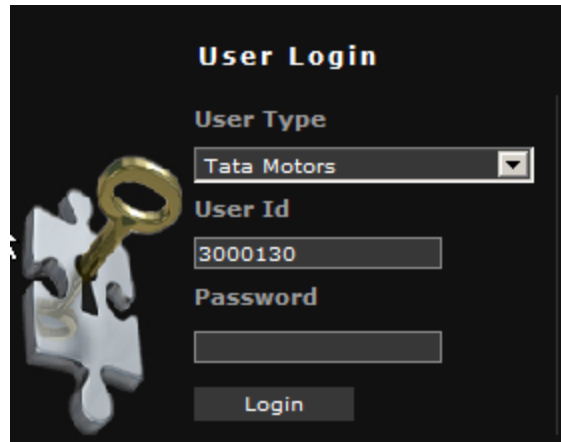
User Type  
TML Distribution Company

User Id  
3000130

Password

Login

- **Login help for Tata Motors**
  1. Select Tata Motors as user type
  2. Enter your network login id as user id.
  3. Enter your network password as password.
  4. Click login button.



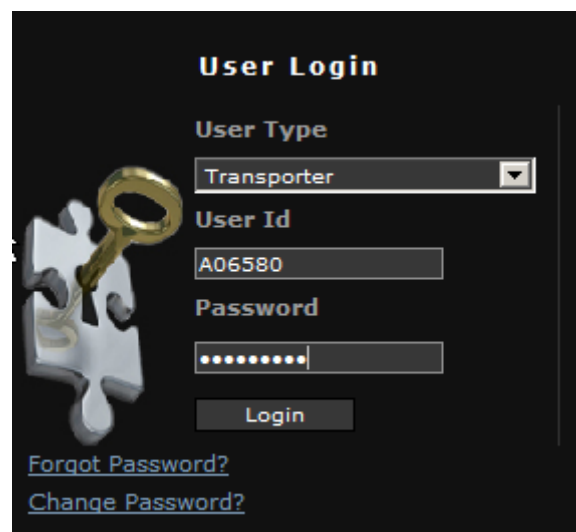
The image shows a 'User Login' form on a dark background. On the left, there is a graphic of a golden key inserted into a white puzzle piece. The form fields are as follows:

- User Type:** A dropdown menu with 'Tata Motors' selected.
- User Id:** A text input field containing '3000130'.
- Password:** An empty text input field.
- Login:** A button at the bottom.

- **Login help for transporter**

1. Select Transporter as user type
2. Enter provided login id as user id.
3. Enter provided password as password.
4. Click login button.

- As of now transporter registration facility is not provided, so 1<sup>st</sup> time we will provide Login Id & password to Transporter, after that they can change it as explained below.



The image shows the same 'User Login' form, but with the following changes:

- User Type:** The dropdown menu now shows 'Transporter' selected.
- User Id:** The text input field now contains 'A06580'.
- Password:** The text input field is filled with ten dots, indicating a masked password.
- Links:** Below the 'Login' button, there are two blue underlined links: '[Forgot Password?](#)' and '[Change Password?](#)'.

- Transporter can change their password through given **change password** link and in case of missing, get their password through given **Forgot Password** link.

- For changing password Transporter needs to enter current password as old password and new password with confirmation.

**Change Password**

User Type  
Transporter

User Id  
A06580

Old Password  
.....

New Password  
.....

Confirm New Password  
.....

Login

[Forgot Password?](#)  
[Login Page](#)

- For missing password Transporter will enter user id and clicks on submit button then they will see the screen below with his/ her secret question for getting correct password.

**Get Password**

User Type  
Transporter

User Id  
A06580

Submit

[Change Password?](#)  
[Login Page](#)

**Get Password**

User Type  
Transporter

User Id  
A06580

Name  
ARMED FORCES EXOFF  
MULTISERVICE COO

Your Secret Question  
My Pet Name

Your Answer

Submit

[Change Password?](#)  
[Login Page](#)

- **Login help for dealer**

1. Select Dealer as user type
2. Enter provided login id as user id.
3. Enter provided password as password.
4. Click login button

1. As of now Dealer registration facility is not provided, so 1st time we will provide Login Id & password to Dealer, after that they can change it as explained below.

**User Login**

User Type  
Dealer

User Id  
3000130

Password

Login

[Forqot Password?](#)  
[Change Password?](#)

2. Dealer can change their password through given change password link and in case of missing, get their password through given Forgot Password link.
3. For changing password dealer needs to enter current password as old password and new password with confirmation.

**Change Password**

User Type  
Dealer

User Id  
3000130

Old Password

New Password

Confirm New Password

Login

[Forgot Password?](#)  
[Login Page](#)

4. For missing password Dealer will enter user id and clicks on submit button then they will see the screen below with his/ her secrete question for getting correct password.

**Get Password**

User Type  
Dealer

User Id  
3000130

Submit

[Change Password?](#)  
[Login Page](#)

## Get Password

User Type

Dealer

User Id

3000130

Name

ZHIMOMI AUTOMOBILES

Your Secret Question

Your Answer

Submit

[Change Password?](#)

[Login Page](#)